

Architrave Boards



40-Way



40-Way



60-Way

Features

- Board for housing circuit breakers, switch disconnectors and earth leakage units
- Metal mounting tray, vertically and horizontally adjustable
- Earth and neutral bars provided
- Escutcheon / safety blanks available
- Conduit knockouts provided
- White coloured finish
- Flush mount
 - Choice of 40-way and 60-way
- Surface mount:
 - Choice of 40-way and 60-way
- Mounting tray with CBI Mini Rail

Applications

- Commercial
- Industrial

Optional Accessories

- Circuit breakers
- Switch disconnectors
- Earth leakage units
- QAT-TRDM timers
- Energy Control Units (ECUs)

Technical Data

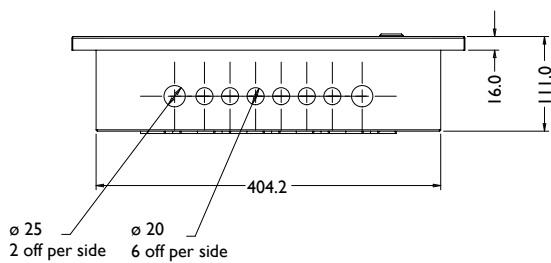
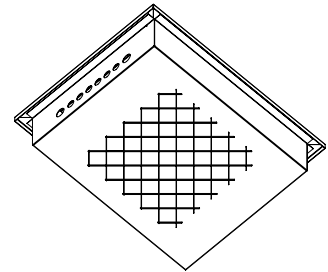
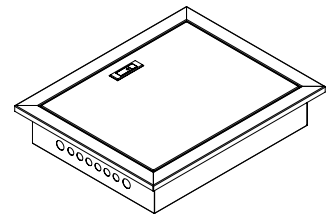
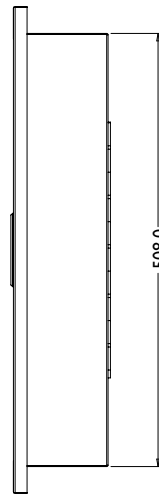
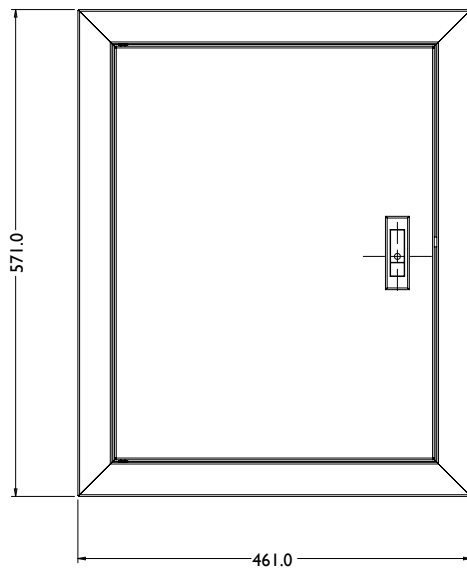
Distribution Boards	Description
Product Type	40 Way – 40 x 13 mm Modules 60 Way – 60 x 13 mm Modules
Conduit Knockouts – 40-Way Flush Mount	6 x 20 mm and 2 x 25 mm on both sides
Conduit Knockouts – 40-Way Surface Mount	6 x 20 mm, 6 x 25 mm and 1 x 50 mm on both sides
Conduit Knockouts – 60-Way Flush Mount	6 x 20 mm and 1 x 25 mm on both sides
Conduit Knockouts – 60-Way Surface Mount	6 x 20 mm, 6 x 25 mm and 1 x 50 mm on both sides

Ordering Information

Description	Std. Pack	Order No.
40 - Way (2 x 20 - Way and Tray)¹	1	DBBOX40
60 - Way (3 x 20 - Way and Tray)¹	1	DBBOX60

Architrave Boards

Dimensional Drawings: DBBOX40, Flush Mount

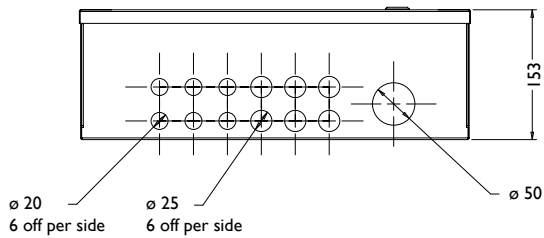
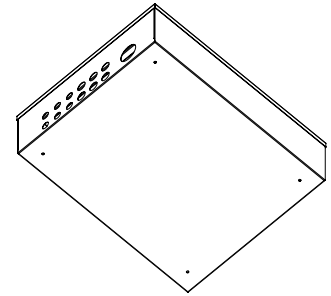
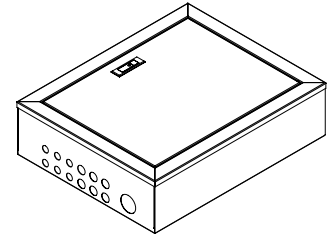
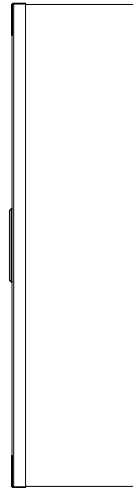
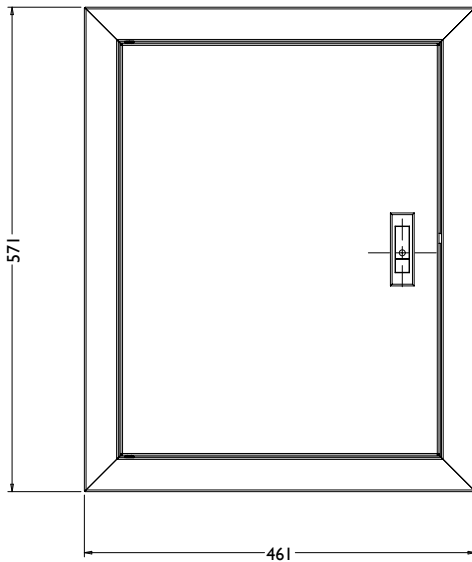


Notes:

1 - General Tolerance: ± 3 mm for outside dimensions of box

Architrave Boards

Dimensional Drawings: DBBOX40, Surface Mount

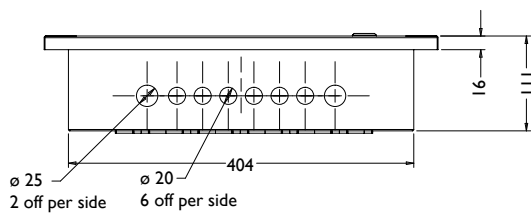
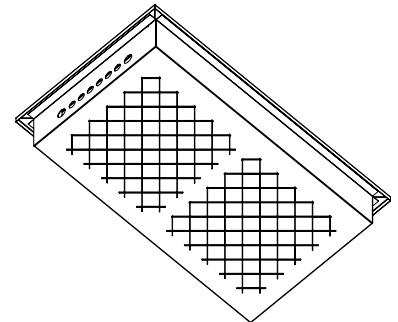
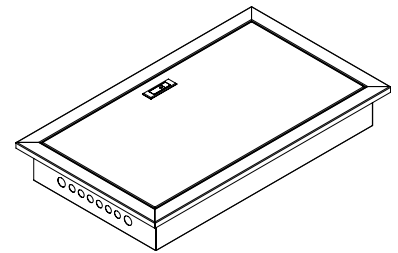
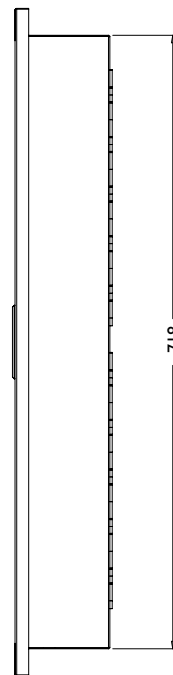
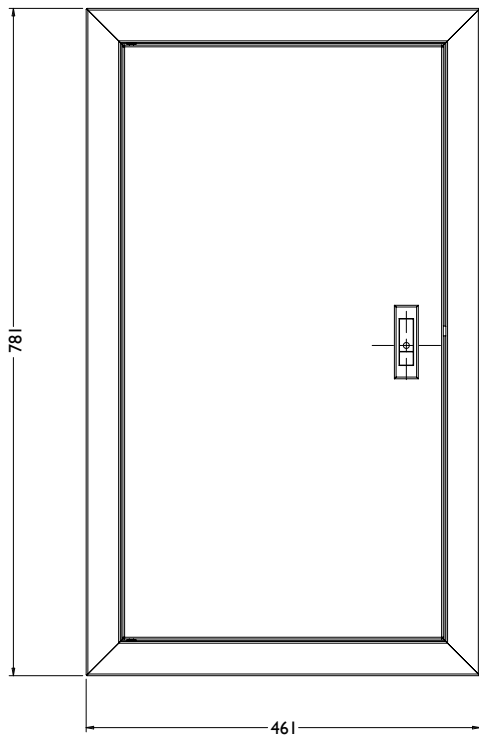


Notes:

1 - General Tolerance: ± 3 mm for outside dimensions of box

Architrave Boards

Dimensional Drawings: DBBOX60, Flush Mount

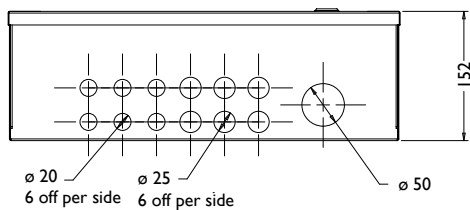
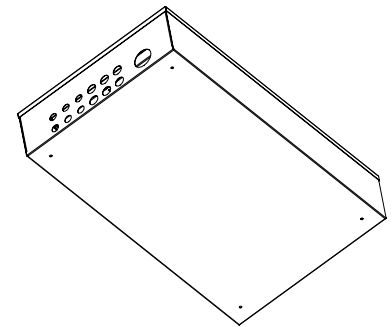
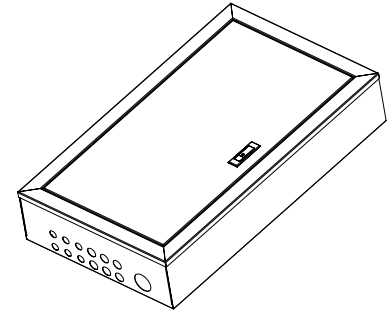
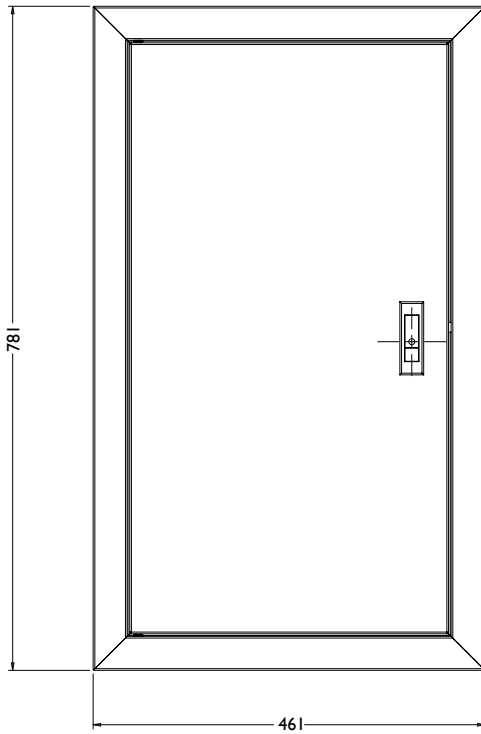


Notes:

I - General Tolerance: ± 3 mm for outside dimensions of box

Architrave Boards

Outline Dimensions: DBBOX60, Surface Mount



Notes:

I - General Tolerance: ± 3 mm for outside dimensions of box

Please review our Customer Terms and Conditions on www.cbi-lowvoltage.co.za

All rights reserved. Unless otherwise indicated, all materials on these pages are copyrighted by CBI (Pty) Ltd. No part of these pages, either text or image may be used for any purpose other than personal use. Therefore, reproduction, modification, storage in a retrieval system or retransmission, in any form or by any means, electronic, mechanical or otherwise, for reasons other than personal use, is strictly prohibited without prior written permission. CBI (Pty) Ltd reserves the right to alter any details of this document without notice and while every effort is made to ensure the accuracy of the content, no warranty is given as to the accuracy of this document and no responsibility will be accepted for error or misinterpretation and any resulting loss.

© 2016.09 CBI (Pty) Ltd. All Rights Reserved.

AUSTRALIA

CBI-electric: Australia
 27 Wedgewood Rd, Hallam
 Victoria 3803 Australia
 Tel: +61 3 8752 9300
 Fax: +61 3 9796 5407
 Email: sales@cbi-electric.com.au
 Website: www.cbi-electric.com.au

SOUTH AFRICA

CBI-electric: low voltage
 Tripswitch Drive Elandsfontein
 Gauteng South Africa
 Tel: +27 11 928 2000
 Fax: + 27 11 392 2354
 Email: cbi@cbi-electric.com
internationalsales@cbi-electric.com
 Website: www.cbi-lowvoltage.com

USA

CBI-electric: North America
 35 E. Uwchlan Ave Suite 328
 Exton PA 19341 USA
 Tel: +1 610 524 9949
 Fax: +1 610 524 9945
 E-mail: info@cbibreakers.com
 Website: www.cbibreakers.com