

Astute Smart Plug Dedicated



ASP-D

The Astute Smart Plug Dedicated is an energy monitoring, scheduling and control device with load management capability. The CBI Home App enables the user to configure the ASP-D to react to current, voltage, time, power and many other variables or a combination thereof. The ASP-D can be used to remotely control critical devices and more.



Wi-Fi enabled
Scheduled energy management
Energy monitoring
Automation and IoT
Device automation sharing
CBI Home App and more



www.cbi-lowvoltage.co.za/ASP-D

Features

- ▶ Wi-Fi enabled (2.4 GHz only)
- ▶ Fits standard wall boxes
- ▶ Energy monitoring
- ▶ Energy control
- ▶ Application controlled (CBI Home App)
- ▶ Custom automation and custom scenarios
- ▶ Multiple ON / OFF programs
- ▶ Service life: 20 000 operations at full load
- ▶ Manual ON / OFF switch (Power Button)
- ▶ Scheduling function - weekday / hour / minute
- ▶ Return to last status options
- ▶ No hub required

Requirements


- ▶ 2.4 GHz Wi-Fi with internet connection
- ▶ Smartphone or tablet

Approvals

- ▶ SANS 164
- ▶ ICASA

Applications

- ▶ Automation and IoT
- ▶ Commercial
- ▶ Light industrial
- ▶ Office automation
- ▶ PC
- ▶ Routers
- ▶ Load limiting automation
- ▶ And more



Astute Smart Plug Dedicated

Technical Data

Parameter	Specification
Supply Voltage	230 V, 50 Hz ~, 1 Ph
Rated operational Current (Ie)	16 A
Contact Life	20 000 cycles
Degree of Ingress Protection	IP20 when installed
Rated Insulation Voltage (Ui)	250 Vac
Rated impulse withstand Voltage (Uimp)	2,5 kV
Rated Duty	Uninterrupted duty
Rated short-time withstand current & duration	12Ie/1s
Rated short-circuit making capacity	12 x 1,41Ie
Terminal Size	6 mm ²
Operating Temperature Range	-20 °C to +55 °C
Mounting Options	4 x 4 surface or wall mount
Pollution Degree	2 - Normally only non-conductive pollution occurs
Programmable Period	Week, day, minute
Accuracy	Dependant on ISP

Ordering Information

Astute Smart Plug		
Product	Description	Order No.
ASP-D	Astute Smart Plug Dedicated	ASP-D

CBI Home App Information

- ▶ Available on the App Store or on Google Play



- ▶ **Option 1:** Search for CBI Home on the App Store or on Google Play and install. See App icon below:



- ▶ **Option 2:** Scan the QR code below and select App Store or Google Play:



Astute Smart Plug Dedicated

Installation

1. This device must be installed by a qualified electrician
2. Isolate supply before installing the ASP-D
3. Install the ASP-D in the outlet box
4. Connect the ASP-D according to Figure 1
5. To power the ASP-D press the isolation switch (refer to Figure 2). Once power is ON the LED will light up.
6. Download and install the CBI Home App from either the App Store or on Google Play
7. Follow the pairing guide as indicated in the Instruction Manual (www.cbi-lowvoltage.co.za/asp-d)

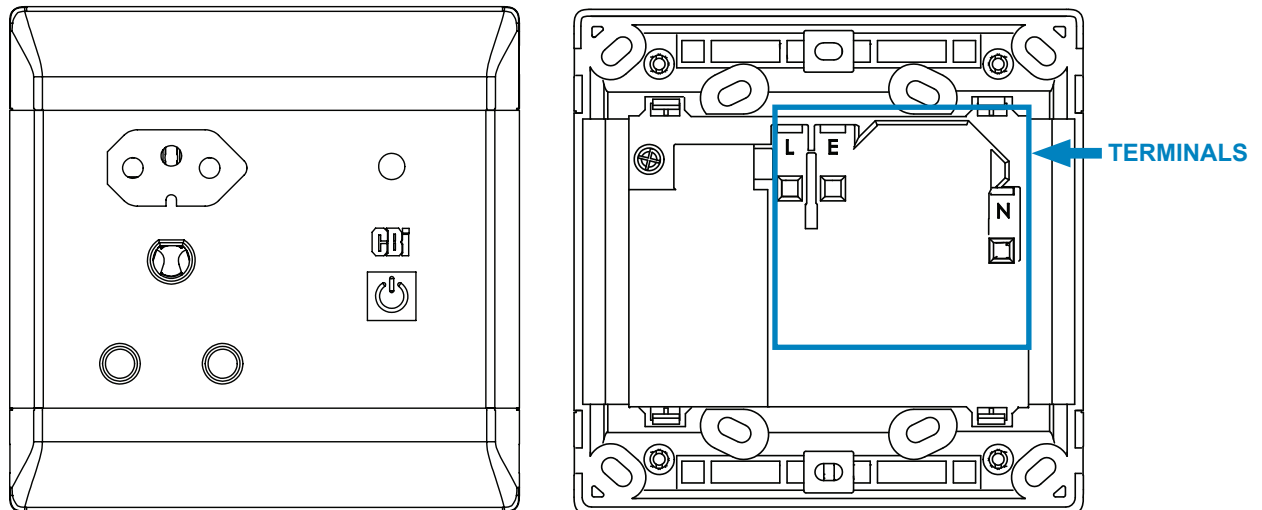


Figure 1: ASP-D installation

LED Status Information

Pair LED Status Indication						
Power (Red)	Wi-Fi (Blue)	Pair Mode	Output	LED Status		Comment
				RED (Switch output)	BLUE (Wi-Fi)	
OFF	*	*	*	OFF	OFF	No power
ON	*	UNPAIRED	OFF	ON	OFF	Not paired and / or no Wi-Fi
ON	*	ACTIVE	OFF	ON	ON FLASHING	Pairing Mode active
ON	ON	PAIRED	OFF	ON	ON	Successful connection to Wi-Fi and output OFF
ON	ON	PAIRED	ON	ON FLASHING	ON	Manual or App output ON
ON	*	UNPAIRED	ON	ON FLASHING	OFF	Manual ON only

Note: the combined appearance of RED & BLUE LEDs might appear purple. It is recommended that when pairing devices a hand is placed over device to see the Blue flashing.

Isolation Switch

Always turn off isolation switch before performing an insulation resistance test on the installation. Turning the isolation switch off for 1 second will reboot the ASP-D.

Power Button

Power Button		
	Press Power Button and release after	LED Status
Manual Control	1 second	RED FLASH
Wi-Fi Pairing	5 seconds	BLUE FLASH

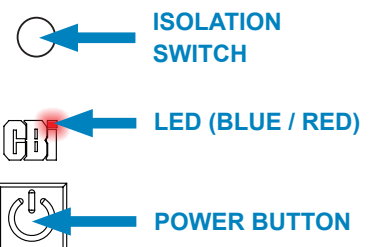


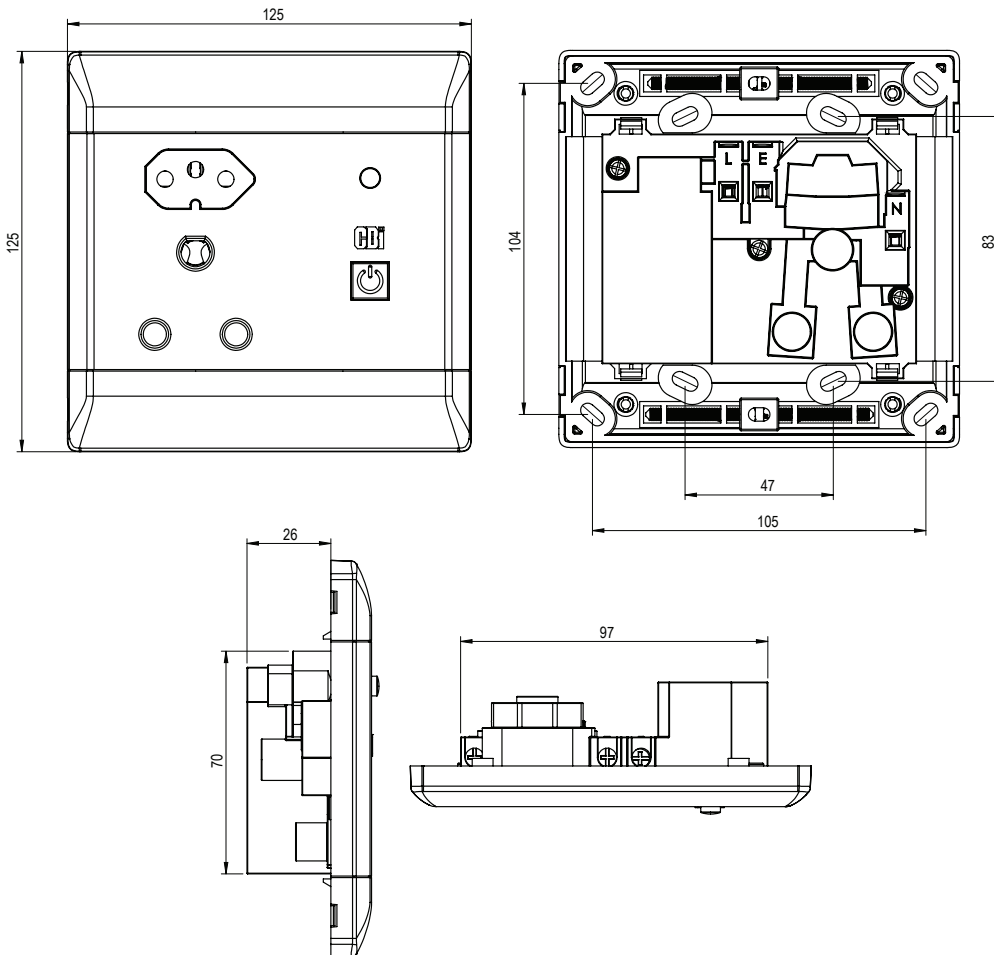
Figure 2: ASP-D Front Face

Power Failure

The unit will not operate during a power failure. The functions of the ASP-D will be re-established when power, a Wi-Fi and internet connection is restored.

Programming instructions are provided in the instruction manual supplied with each Astute Smart Plug Dedicated and are also available online: www.cbi-lowvoltage.co.za/ASP-D

Outline Dimensions:



TOLERANCE ± 0.4 UNLESS OTHERWISE SPECIFIED



Website



LinkedIn



Facebook



YouTube

SOUTH AFRICA

CBI-electric: low voltage
Tripswitch Drive Elandsfontein
Gauteng South Africa
Tel: +27 11 928 2000
Email: astute@cbi-electric.com
Website: www.cbi-lowvoltage.co.za

AUSTRALIA

CBI-electric: Australia
27 Wedgewood Rd, Hallam
Victoria 3803 Australia
Tel: +61 3 8752 9300
Fax: +61 3 9796 5407
Email: sales@cbi-electric.com.au
Website: www.cbi-electric.com.au

USA

CBI-electric: North America
35 E. Uwchlan Ave Suite 328
Exton PA 19341 USA
Tel: +1 610 524 9949
Fax: +1 610 524 9945
E-mail: info@cbibreakers.com
Website: www.cbibreakers.com

INDIA

CBI-electric: Asia
A1, Pushpagiri Residency, 1st Cross
2nd Main, Jyothi Nagar, B.G Road
Bengaluru 560083, India
Tel: +91-9880553153
Email: salesasia@cbi-electric.com
Website: www.cbibreakers.com
Website: www.cbi-lowvoltage.com

A member of the REUNERT Group

© 2023 CBI (Pty) Ltd. All Rights Reserved.

Please review our Customer Terms and Conditions on www.cbi-lowvoltage.co.za
All rights reserved. Unless otherwise indicated, all materials on these pages are copyrighted by CBI (Pty) Ltd. No part of these pages, either text or image may be used for any purpose other than personal use. Therefore, reproduction, modification, storage in a retrieval system or retransmission, in any form or by any means, electronic, mechanical or otherwise, for reasons other than personal use, is strictly prohibited without prior written permission. CBI (Pty) Ltd reserves the right to alter any details of this document without notice and while every effort is made to ensure the accuracy of the content, no warranty is given as to the accuracy of this document and no responsibility will be accepted for error or misinterpretation and any resulting loss.